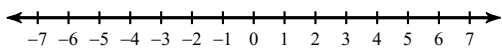


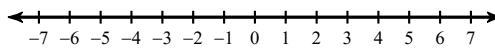
Graphing Inequalities

Draw a graph for each inequality.

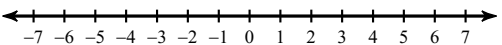
1) $n < 6$



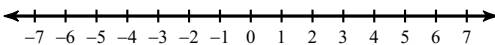
2) $m \leq -1$



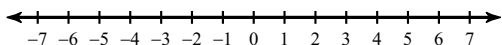
3) $6 \leq x$



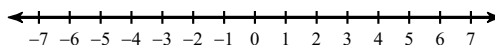
4) $2 \leq x$



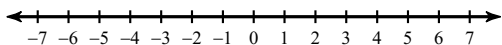
5) $a \leq 5$



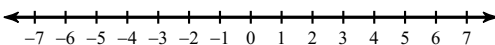
6) $-5 \geq p$



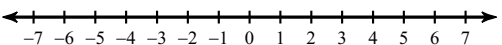
7) $5 \geq r$



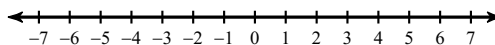
8) $x > 0$



9) $x > -4$



10) $x < -3$



Write an inequality for each graph.

